







Cable Type : FLEXIBLE CABLES WITH THERMOPLASTIC PVC INSULATION



CERTIFICATE/APPROVAL



CABLE DESCRIPTION

CONSTRUCTION	
STANDARD	: EN 50525-3-11
(1) CONDUCTOR	: Class 5 flexible copper conductor according to EN 60228
(2) INSULATION	: LSZH (Low Smoke Zero Halogen) Type TI 6
(3) SHEATH	: LSZH (Low Smoke Zero Halogen) Type TM 7
CHARACTERISTICS	
OPERATING TEMPERATURE	: -5°C / +70 °C
MAX. SHORT CIRCUIT TEMPERATURE	: 160 °C (max. 5 sec.)
NOMINAL VOLTAGE (U ₀ /U)	: H03 300/300 V H05 300/500 V
TEST VOLTAGE	: H03 1500 V H05 2000 V
MINIMUM BENDING RADIUS	: 6 x Ø
INSULATION COLOR	
HD 308 S2	
2 cond.: Blue – Brown	
3 cond.: Green/Yellow – Blue – Brown	
4 cond.: Green/Yellow – Brown – Black – Grey	
5 cond.: Green/Yellow – Blue – Brown – Black – Grey	
FLAME RETARDANT	
IEC 60332-1-2	
	
APPLICATIONS	
Used as an indoor general wiring cable primarily for installations in public areas. Examples include use on pendant lighting drops or as a general supply lead within hospital or airport projects. For installation where fire, smoke emission and toxic fumes create a potential risk to life and equipment.	



CABLE DIAMETERS

NUMBER AND NOMINAL CROSS-SECTIONAL AREA OF CONDUCTORS	COPPER DIMENSION	THICKNESS OF INSULATION SPECIFIED VALUE	THICKNESS OF SHEATH SPECIFIED VALUE	MEAN OVERALL DIMENSIONS		MAX. RESISTANCE at 20°C	MINIMUM INSULATION RESISTANCE AT RATED TEMPERATURE
				LOWER LIMIT ϕ	UPPER LIMIT ϕ		
mm ²	mm	mm	mm	mm	mm	Ω /km	m Ω .km
H03Z1Z1-F							
2 x 0,50	15 / 0,20	0,50	0,60	4,60	5,90	39,00	0,011
2 x 0,75	22 / 0,20	0,50	0,60	4,90	6,30	26,00	0,010
3 x 0,50	15 / 0,20	0,50	0,60	4,90	6,30	39,00	0,011
3 x 0,75	22 / 0,20	0,50	0,60	5,20	6,70	26,00	0,010
4 x 0,50	15 / 0,20	0,50	0,60	5,40	6,90	39,00	0,011
4 x 0,75	22 / 0,20	0,50	0,60	5,70	7,30	26,00	0,010
H05Z1Z1-F							
2 x 0,75	22 / 0,20	0,60	0,80	5,70	7,20	26,00	0,011
2 x 1	29 / 0,20	0,60	0,80	5,90	7,50	19,50	0,010
2 x 1,5	27 / 0,25	0,70	0,80	6,80	8,60	13,30	0,010
2 x 2,5	45 / 0,25	0,80	1,00	8,40	10,60	7,98	0,0095
2 x 4	50 / 0,30	0,80	1,10	9,70	12,10	4,95	0,0078
3 x 0,75	22 / 0,20	0,60	0,80	6,00	7,60	26,00	0,011
3 x 1	29 / 0,20	0,60	0,80	6,30	8,00	19,50	0,010
3 x 1,5	27 / 0,25	0,70	0,90	7,40	9,40	13,30	0,010
3 x 2,5	45 / 0,25	0,80	1,10	9,20	11,40	7,98	0,0095
3 x 4	50 / 0,30	0,80	1,20	10,60	13,10	4,95	0,0078
4 x 0,75	22 / 0,20	0,60	0,80	6,60	8,30	26,00	0,011
4 x 1	29 / 0,20	0,60	0,90	7,10	9,00	19,50	0,010
4 x 1,5	27 / 0,25	0,70	1,00	8,40	10,50	13,30	0,010
4 x 2,5	45 / 0,25	0,80	1,10	10,10	12,50	7,98	0,0095
4 x 4	50 / 0,30	0,80	1,20	11,60	14,30	4,95	0,0078
5 x 0,75	22 / 0,20	0,60	0,90	7,40	9,30	26,00	0,011
5 x 1	29 / 0,20	0,60	0,90	7,80	9,80	19,50	0,010
5 x 1,5	27 / 0,25	0,70	1,10	9,30	11,60	13,30	0,010
5 x 2,5	45 / 0,25	0,80	1,20	11,20	13,90	7,98	0,0095
5 x 4	50 / 0,30	0,80	1,40	13,00	16,10	4,95	0,0078

Due to variables in production, the information on this data sheet is approximate and subject to change without any notice.

